PROSEMI
Circuit Protection

Fast Acting
SMD 125VAC/DC Fuse

2410FA Series

Descriptions

2410FA Series SMD fuse for the small size and good electrical performance, reliability and quality.



Electrical Characteristics

CurrentRating	% of Ampere Rating	Opening Time
500mA-15A	100%	4 hours Min
500mA-15A	200%	5 sec Max

Features

- Designed to UL 248-14
- Small size
- Compatible with reflow and wave soldering RoHS
- compliant and Halogen Free
- One time positive disconnect

Application

- Notebook PC
- Backlight inverter
- Power supply
- Storage system
- Telecom system
- Battery charging circuit protection
- Industrial equipment

Specification

Product Code	Current Rating	Voltage Rating	Interrupting Rating	Resistance (ohms) Typ.	Typical Melting I^2t (A^2Sec)	Typical Voltage Drop (mV)
2410FA-R500	0.5A	125VAC 125VDC	125VAC@50A 125VDC@50A	0.28100	0.48	185
2410FA-R800	0.8A			0.13700	1.70	150
2410FA-1A	1.0A			0.10500	2.70	140
2410FA-1.5A	1.5A			0.06200	4.90	125
2410FA-2A	2.0A			0.02700	1.50	96
2410FA-2.5A	2.5A			0.01820	5.50	60
2410FA-3A	3.0A			0.01780	3.10	86
2410FA-4A	4.0A			0.01290	5.20	85
2410FA-5A	5.0A			0.01020	8.50	81
2410FA-6.3A	6.3A			0.00770	15.0	80
2410FA-7A	7.0A			0.00720	19.5	80
2410FA-8A	8.0A			0.00630	24.0	78
2410FA-10A	10A			0.00510	38.0	77
2410FA-12A	12A			0.00395	57.0	76
2410FA-15A	15A			0.00315	105.0	75

- AC Interrupting Rating (measured at designated voltage, 100% power factor); DC Interrupting Rating (measured at designated voltage, time constant of less than 50 microseconds, battery source)
- DC Cold Resistance are measured at <10% of rated current in the ambient temperature of 25°C
- Typical Pre-arcing I^2t are measured at 10In Current

Fast Acting SMD 125VAC/DC Fuses — 2410FA Series

Dimension

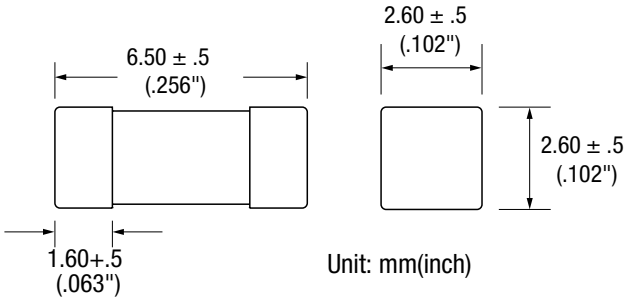

Unit: mm(inch)

1A-10A Pad layout

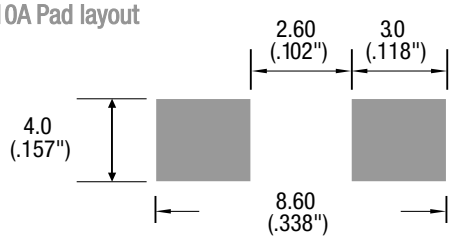

12A-15A Pad layout

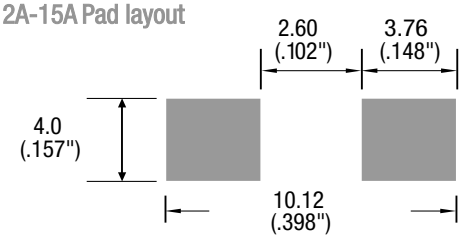

Packaging

- Quantity: 1,000pcs
- 12mm wide tape on 178mm(7 inch) diameter reel -specification EIA Standard 481.

Soldering Parameters

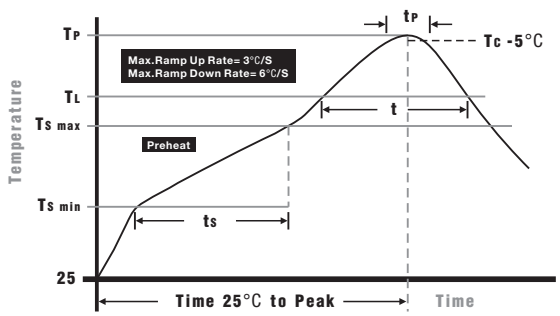

Wave Soldering: 260°C, 10 seconds max.
Infrared Reflow: 260°C, 30 seconds max.

IR Reflow Profile

Preheat Heat **Temperature min (Tsmin)** **Temperature max(Tsmax)** **Time (Tsmin to Tsmax) (ts)**	 150°C 200°C 60 -120 seconds
Average ramp-up rate (Tsmax to Tp)	3°C/second max.
Liquidous temperature (TL) **Time at liquidous (tL)**	217°C 60 - 150 seconds
Peak temperature(Tp)	260+0/-5°C
Time within 5°C of actual peak Temperature (tp)	10 – 30 seconds
Average ramp-down rate (Tp to Tsmax)	6°C/second max.
Time 25 °C to peak temperature	8 minutes max.

Temperature Derating Curve

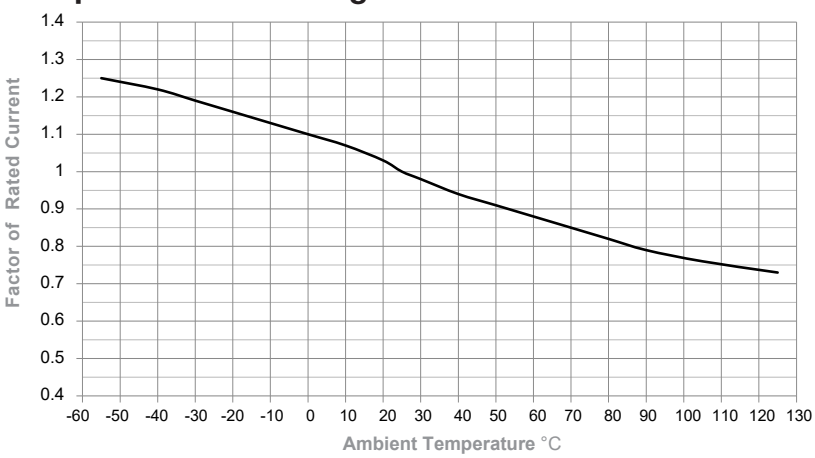

- Normal Operating Temperature: 25℃±2℃
- Operating Temperature: -55℃ to 125℃ with proper correction factor applied.

Chart of correction factor

Storage Temperature: -55℃ to 125℃

Fast Acting SMD 125VAC/DC Fuses — 2410FA Series

Time Current Curves

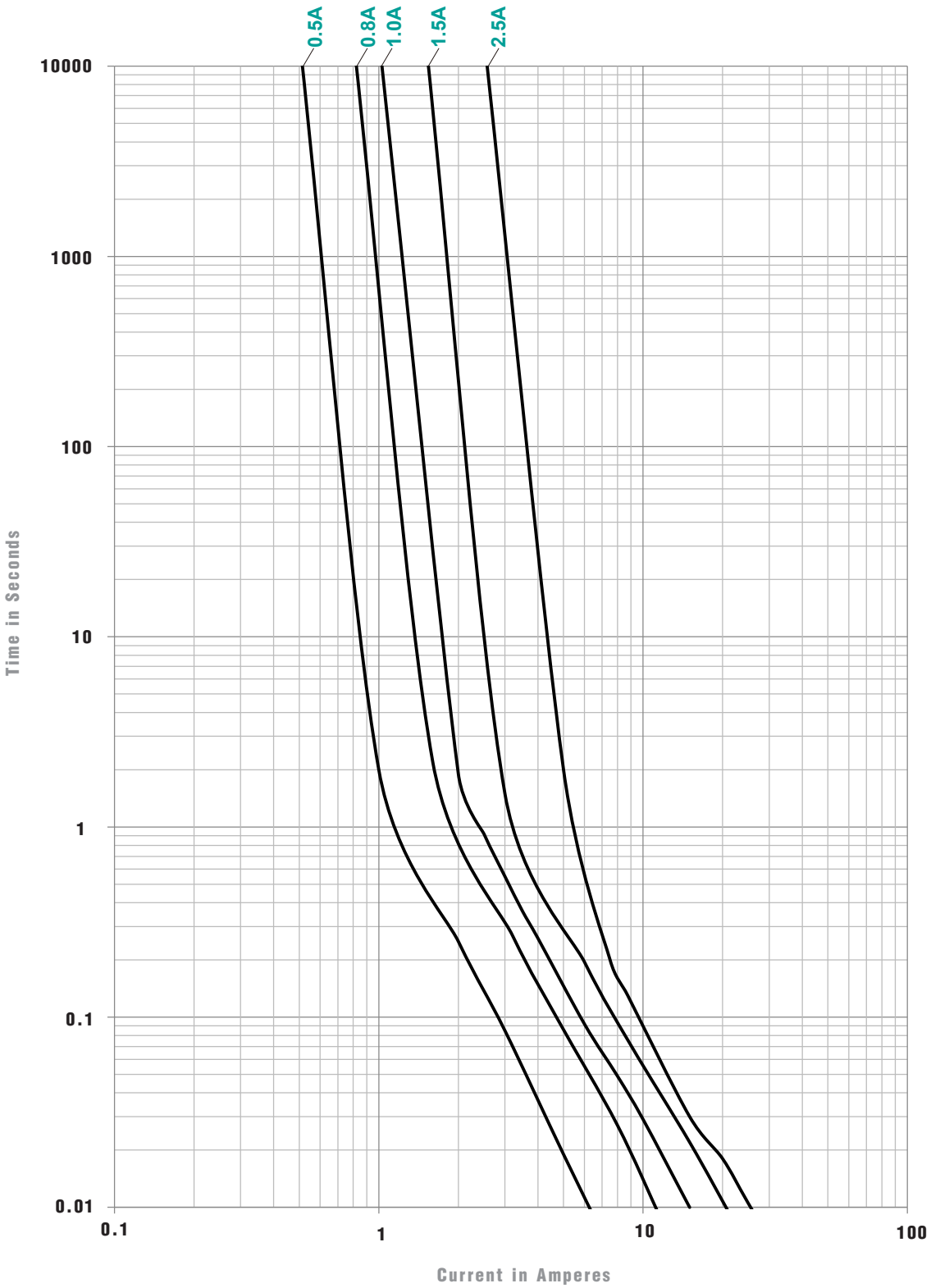

Fast Acting SMD 125VAC/DC Fuses — 2410FA Series

Time Current Curves

