Fast Acting
High Current Brick Fuses

1032FH Series

RoHS 2015/863/EC

Descriptions

- Fast Acting High current brick fuse
- Surface mount deign to save space
- Ceramic Suqare body with end cap design
- Designed to UL248-1/14



Features

- High I^2t surface mount fuses
- Compatible with reflow and wave solder
- Excellent environmental integrity
- High reliability and resilience
- RoHS compliant and Halogen Free
- Wide operating temperature range
- Strong arc suppression characteristics

Electrical Characteristics

Amp Rating	% of Amp Rating	Opening Time
40~60A	100%	4 Hours Min.
	200%	< 60 Seconds

Specifications

Part Number	Ampere Rating (A)	Voltage Rating (Vdc)	Interrupting Rating	Typical Cold Resistance (mOhms)	Typical Melting I^2t (A^2Sec)	Typical Voltage Drop (V)
1032FH-40A	40	63	800A@63V	1.20	1400	0.155
1032FH-50A	50	63	800A@63V	0.97	2200	0.120
1032FH-60A	60	63	800A@63V	0.85	4000	0.095

- DC Interrupting Rating (Measured at designated voltage, time constant of less than 50 microseconds, battery source)
- Typical Pre-arcing I^2t are measured at 10In Current (DC battery bank, but not exceeding the interrupting rating, time constant of calibrated circuit less than 50 microseconds)

Dimension

Unit: mm

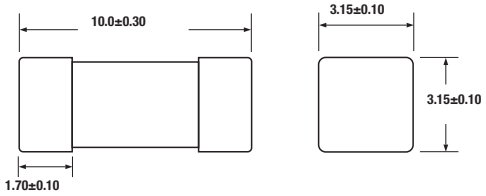

Pad layout

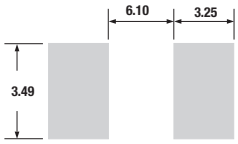

Note:

1. Recommend trace thickness is 3oz; the minimum trace width is 22mm ;
2. Recommend solder paste thickness is 0.15mm;

Packaging

- Quantity: 1, 500pcs
- 24mm wide tape on 330mm(13 inch) diameter reel -specification EIA Standard 481.

Soldering Parameters

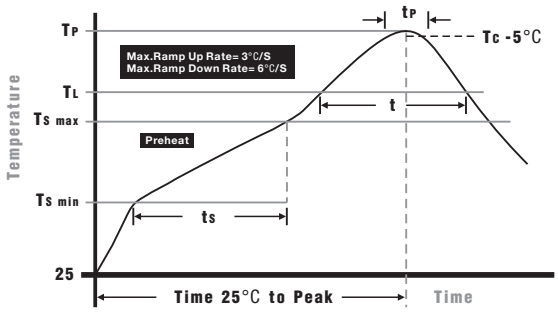

Wave Soldering: 260°C, 10 seconds max.
Infrared Reflow: 260°C, 30 seconds max.

IR Reflow Profile

Preheat Heat **Temperature min (Tsmin)** **Temperature max(Tsmax)** **Time (Tsmin to Tsmax) (ts)**	 150°C 200°C 60 -120 seconds
Average ramp-up rate (Tsmax to Tp)	3°C/second max.
Liquidous temperature (TL) **Time at liquidous (tL)**	217°C 60 - 150 seconds
Peak temperature(Tp)	260+0/-5°C
Time within 5°C of actual peak Temperature (tp)	10 – 30 seconds
Average ramp-down rate (Tp to Tsmax)	6°C/second max.
Time 25 °C to peak temperature	8 minutes max.

Temperature Derating Curve

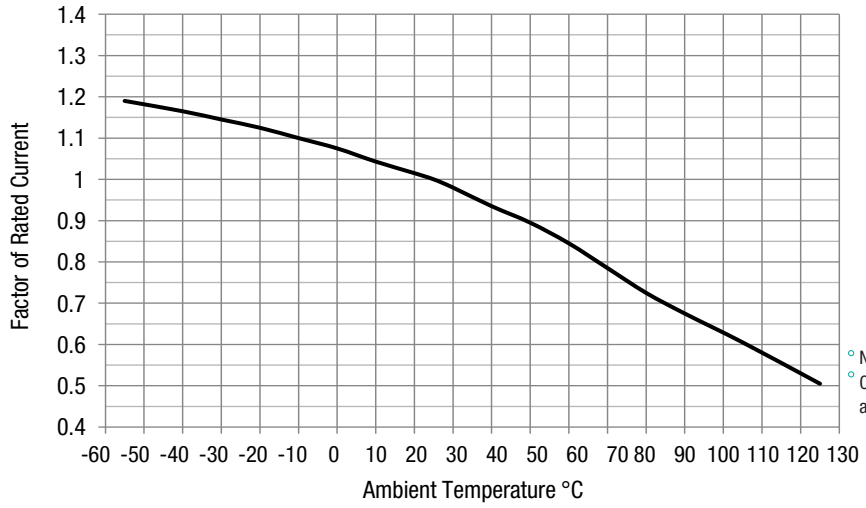

- Normal Operating Temperature: 25℃±2℃
- Operating Temperature: -55℃ to 125℃ with proper correction factor applied.

Average Time Current Curves

